

FY 2019 PHYSICAL PLAN

BED No. 2

Department: Other Executive Offices  
 Agency: Housing and Land Use Regulatory Board  
 Operating Unit: Central Office  
 Organization Code (UACS): 2.6012E+11  
 Report Status: SUBMITTED

Particulars	UACS CODE	Current Year's Accomplishment			Physical Target (Budget Year)				Variance	Remarks	
		Actual Jan.1-Sept.30	Estimate Oct.1-Dec.30	Total 5=3+4	Total 6=7+8+9+10	1st Quarter	2nd Quarter	3rd Quarter			4th Quarter
1	2	3	4	5=3+4	6=7+8+9+10	7	8	9	10	11=6-5	12
Part A											
I. Organizational Outcome											
OO : Rational use of land and orderly development of communities improved	3.101E+14										
LAND USE REGULATORY PROGRAM											
Outcome Indicators											
1. Number and percentage of reviewed Comprehensive Land Use Plans (CLUPs) and Provincial Physical Framework Plans (PPFPs) compliant to land use planning standards and guidelines		17		17	12 (70%)	3(70%)	3(70%)	3(70%)	3(70%)		
2. Percentage of stakeholders who rated HLURB regulatory processes as satisfactory or better											
Output Indicators											
1. Percentage of HOA applications for registration approved and registered within the prescribed period											
2. Percentage of license to sell applications acted upon within the prescribed period											
3. Percentage of inspections that result in issuance of notice of violation											
LAND USE ADJUDICATION PROGRAM											
Outcome Indicators											
1. Percentage of decisions elevated to Court of Appeals that are affirmative		85.19%	90%	90%	90%	90%	90%	90%	90%		
2. Percentage of stakeholders who rated HLURB adjudication processes as satisfactory or better											
Output Indicators											
1. Percentage of decisions rendered out of the total number of cases											
2. Percentage of decisions rendered within sixty (60) days out of the total number of cases ripe for resolution											
3. Percentage of decisions rendered on HOA disputes within sixty (60) days out of the total number of HOA cases ripe for resolution											

Prepared By:

Dublado, Arturo  
 Planning Services Head / Planning Officer  
 Date: 28/Nov/2018

In coordination with:

Correos, Manziel/Torre, Jorem  
 Financial Services Head / Budget Officer  
 Date: 28/Nov/2018

Approved By:

Lao, Lloyd Christopher  
 Agency Head / Department Secretary  
 Date: 28/Nov/2018

FY 2019 PHYSICAL PLAN

Department: Other Executive Offices  
 Agency: Housing and Land Use Regulatory Board  
 Operating Unit: Northern Luzon Region (CAR, Regions I and II)  
 Organization Code (UACS): 2.60121E+11  
 Report Status: SUBMITTED

Particulars	UACS CODE	Current Year's Accomplishment			Physical Target (Budget Year)				Variance	Remarks	
		Actual Jan.1-Sept.30	Estimate Oct.1-Dec.30	Total 5=3+4	Total 6=7+8+9+10	1st Quarter 7	2nd Quarter 8	3rd Quarter 9			4th Quarter 10
Part A	2	3	4	5=3+4	6=7+8+9+10	7	8	9	10	11=6-5	12
I. Organizational Outcome											
OO : Rational use of land and orderly development of communities improved	3.101E+14										
LAND USE REGULATORY PROGRAM											
Outcome Indicators											
1. Number and percentage of reviewed Comprehensive Land Use Plans (CLUPs) and Provincial Physical Framework Plans (PPFPs) compliant to land use planning standards and guidelines											
2. Percentage of stakeholders who rated HLURB regulatory processes as satisfactory or better		94.29%	90%	90%	90%	90%	90%	90%	90%	90%	
Output Indicators											
1. Percentage of HOA applications for registration approved and registered within the prescribed period		100%	100%	90%	95%	95%	95%	95%	95%	95%	
2. Percentage of license to sell applications acted upon within the prescribed period		100%	100%	90%	90%	90%	90%	90%	90%	90%	
3. Percentage of inspections that result in issuance of notice of violation		58.07%		Not more than 37%	21%	Not more than 21%	Not more than 21%	Not more than 21%	Not more than 21%	Not more than 21%	
LAND USE ADJUDICATION PROGRAM											
Outcome Indicators											
1. Percentage of decisions elevated to Court of Appeals that are affirmative											
2. Percentage of stakeholders who rated HLURB adjudication processes as satisfactory or better											
Output Indicators											
1. Percentage of decisions rendered out of the total number of cases		46.87%	90%	46%	46%						
2. Percentage of decisions rendered within sixty (60) days out of the total number of cases ripe for resolution		72.70%	90%	70%	62%	62%	62%	62%	62%	62%	
3. Percentage of decisions rendered on HOA disputes within sixty (60) days out of the total number of HOA cases ripe for resolution		25%	90%	70%	67%	67%	67%	67%	67%	67%	

Prepared By:

*[Signature]*  
 Dublado, Arturo  
 Planning Services Head / Planning Officer  
 Date: 28/Nov/2018

In coordination with:

*[Signature]*  
 Correos, Mánzala/Torre, Jorem  
 Financial Services Head / Budget Officer  
 Date: 28/Nov/2018


Approved By:


*[Signature]*  
 Lao, Lloyd Christopher  
 Agency Head / Department Secretary  
 Date: 28/Nov/2018


FY 2019 PHYSICAL PLAN

Department: Other Executive Offices  
 Agency: Housing and Land Use Regulatory Board  
 Operating Unit: Northern Tagalog Region (Region III)  
 Organization Code (UACS): 2.60121E+11  
 Report Status: SUBMITTED

Particulars	UACS CODE	Current Year's Accomplishment			Physical Target (Budget Year)				Variance	Remarks	
		Actual Jan.1-Sept.30	Estimate Oct.1-Dec.30	Total 5=3+4	Total 6=7+8+9+10	1st Quarter 7	2nd Quarter 8	3rd Quarter 9			4th Quarter 10
Part A		3	4	5=3+4	6=7+8+9+10	7	8	9	10	11=6-5	12
1. Organizational Outcome											
OO : Rational use of land and orderly development of communities improved	3.101E+14										
LAND USE REGULATORY PROGRAM											
Outcome Indicators											
1. Number and percentage of reviewed Comprehensive Land Use Plans (CLUPs) and Provincial Physical Framework Plans (PPFPs) compliant to land use planning standards and guidelines											
2. Percentage of stakeholders who rated HLURB regulatory processes as satisfactory or better		98.48%	90%	90%	90%	90%	90%	90%	90%	90%	
Output Indicators											
1. Percentage of HOA applications for registration approved and registered within the prescribed period		100%	100%	90%	95%	95%	95%	95%	95%	95%	
2. Percentage of license to sell applications acted upon within the prescribed period		100%	100%	90%	90%	90%	90%	90%	90%	90%	
3. Percentage of inspections that result in issuance of notice of violation		5.26%		Not more than 37%	21%	Not more than 21%	Not more than 21%	Not more than 21%	Not more than 21%	Not more than 21%	
LAND USE ADJUDICATION PROGRAM											
Outcome Indicators											
1. Percentage of decisions elevated to Court of Appeals that are affirmative											
2. Percentage of stakeholders who rated HLURB adjudication processes as satisfactory or better											
Output Indicators											
1. Percentage of decisions rendered out of the total number of cases		12.09%	90%	46%	46%						
2. Percentage of decisions rendered within sixty (60) days out of the total number of cases ripe for resolution		66.67%	90%	70%	62%	62%	62%	62%	62%	62%	
3. Percentage of decisions rendered on HOA disputes within sixty (60) days out of the total number of HOA cases ripe for resolution		20.17%	90%	70%	67%	67%	67%	67%	67%	67%	

Prepared By:   
 Dublado, Arturo  
 Planning Services Head / Planning Officer  
 Date: 28/Nov/2018

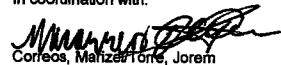
In coordination with:  
  
 Corredo, Manzanor, Jorem  
 Financial Services Head / Budget Officer  
 Date: 28/Nov/2018


Approved By:  
  
 Lao, Lloyd Christopher  
 Agency Head / Department Secretary  
 Date: 28/Nov/2018


FY 2019 PHYSICAL PLAN

Department: Other Executive Offices  
 Agency: Housing and Land Use Regulatory Board  
 Operating Unit: Expanded National Capital Region  
 Organization Code (UACS): 2.60121E+11  
 Report Status: SUBMITTED

Particulars	UACS CODE	Current Year's Accomplishment			Physical Target (Budget Year)				Variance	Remarks	
		Actual Jan.1-Sept.30	Estimate Oct.1-Dec.30	Total 5=3+4	Total 6=7+8+9+10	1st Quarter	2nd Quarter	3rd Quarter			4th Quarter
1	2	3	4	5=3+4	6=7+8+9+10	7	8	9	10	11=6-5	12
<b>I. Organizational Outcome</b>											
OO : Rational use of land and orderly development of communities improved	3.101E+14										
<b>LAND USE REGULATORY PROGRAM</b>											
Outcome Indicators											
1. Number and percentage of reviewed Comprehensive Land Use Plans (CLUPs) and Provincial Physical Framework Plans (PPFPs) compliant to land use planning standards and guidelines											
2. Percentage of stakeholders who rated HLURB regulatory processes as satisfactory or better											
		97.30%	90%	90%	90%	90%	90%	90%	90%	90%	
Output Indicators											
1. Percentage of HOA applications for registration approved and registered within the prescribed period											
		100%	100%	90%	95%	95%	95%	95%	95%	95%	
2. Percentage of license to sell applications acted upon within the prescribed period											
		100%	100%	90%	90%	90%	90%	90%	90%	90%	
3. Percentage of inspections that result in issuance of notice of violation											
		32.82%		Not more than 37%	21%	Not more than 21%	Not more than 21%	Not more than 21%	Not more than 21%	Not more than 21%	
<b>LAND USE ADJUDICATION PROGRAM</b>											
Outcome Indicators											
1. Percentage of decisions elevated to Court of Appeals that are affirmative											
2. Percentage of stakeholders who rated HLURB adjudication processes as satisfactory or better											
Output Indicators											
1. Percentage of decisions rendered out of the total number of cases											
		27.77%	90%	46%	46%						
2. Percentage of decisions rendered within sixty (60) days out of the total number of cases ripe for resolution											
		77.20%	90%	70%	62%	62%	62%	62%	62%	62%	
3. Percentage of decisions rendered on HOA disputes within sixty (60) days out of the total number of HOA cases ripe for resolution											
		80.55%	90%	70%	67%	67%	67%	67%	67%	67%	

Prepared By:   
 Dublado, Arturo  
 Planning Services Head / Planning Officer  
 Date: 28/Nov/2018

In coordination with:  
  
 Correos, Marizel Torre, Jorein  
 Financial Services Head / Budget Officer  
 Date: 28/Nov/2018

Approved By:   
 Lao, Lloyd Christopher  
 Agency Head / Department Secretary  
 Date: 28/Nov/2018

FY 2019 PHYSICAL PLAN

Department: Other Executive Offices  
 Agency: Housing and Land Use Regulatory Board  
 Operating Unit: Southern Tagalog Region (Regions IVA and IVB)  
 Organization Code (UACS): 2.60121E+11  
 Report Status: SUBMITTED

Particulars	UACS CODE	Current Year's Accomplishment			Physical Target (Budget Year)					Variance	Remarks
		Actual Jan.1-Sept.30	Estimate Oct.1-Dec.30	Total 5=3+4	Total 6=7+8+9+10	1st Quarter	2nd Quarter	3rd Quarter	4th Quarter		
1	2	3	4	5=3+4	6=7+8+9+10	7	8	9	10	11=6-5	12
Part A											
1. Organizational Outcome											
OO: Rational use of land and orderly development of communities improved	3.101E+14										
LAND USE REGULATORY PROGRAM											
Outcome Indicators											
1. Number and percentage of reviewed Comprehensive Land Use Plans (CLUPs) and Provincial Physical Framework Plans (PPFPs) compliant to land use planning standards and guidelines											
2. Percentage of stakeholders who rated HLURB regulatory processes as satisfactory or better		95.98%	90%	90%	90%	90%	90%	90%	90%	90%	
Output Indicators											
1. Percentage of HOA applications for registration approved and registered within the prescribed period		100%	100%	90%	95%	95%	95%	95%	95%	95%	
2. Percentage of license to sell applications acted upon within the prescribed period		100%	100%	90%	90%	90%	90%	90%	90%	90%	
3. Percentage of inspections that result in issuance of notice of violation		17.19%		Not more than 37%	21%	Not more than 21%	Not more than 21%	Not more than 21%	Not more than 21%	Not more than 21%	
LAND USE ADJUDICATION PROGRAM											
Outcome Indicators											
1. Percentage of decisions elevated to Court of Appeals that are affirmative											
2. Percentage of stakeholders who rated HLURB adjudication processes as satisfactory or better											
Output Indicators											
1. Percentage of decisions rendered out of the total number of cases		26.04%	90%	46%	46%						
2. Percentage of decisions rendered within sixty (60) days out of the total number of cases ripe for resolution		36.81%	90%	70%	62%	62%	62%	62%	62%	62%	
3. Percentage of decisions rendered on HOA disputes within sixty (60) days out of the total number of HOA cases ripe for resolution		20.17%	90%	70%	67%	67%	67%	67%	67%	67%	

Prepared By:

*[Signature]*  
 Dublado, Arturo  
 Planning Services Head / Planning Officer  
 Date: 28/Nov/2018

In coordination with:

*[Signature]*  
 Correos, Maribel Torre, Jorem  
 Financial Services Head / Budget Officer  
 Date: 28/Nov/2018

Approved By:

*[Signature]*  
 Lao, Lloyd Christopher  
 Agency Head / Department Secretary  
 Date: 28/Nov/2018

FY 2019 PHYSICAL PLAN

Department: Other Executive Offices  
 Agency: Housing and Land Use Regulatory Board  
 Operating Unit: Bicol Region (Region V)  
 Organization Code (UACS): 2.60121E+11  
 Report Status: SUBMITTED

Particulars	UACS CODE	Current Year's Accomplishment			Physical Target (Budget Year)				Variance	Remarks	
		Actual Jan.1-Sept.30	Estimate Oct.1-Dec.30	Total 5=3+4	Total 6=7+8+9+10	1st Quarter	2nd Quarter	3rd Quarter			4th Quarter
1	2	3	4	5=3+4	6=7+8+9+10	7	8	9	10	11=6-5	12
<b>Part A</b>											
<b>I. Organizational Outcome</b>											
OO : Rational use of land and orderly development of communities improved	3.101E+14										
<b>LAND USE REGULATORY PROGRAM</b>											
Outcome Indicators											
1. Number and percentage of reviewed Comprehensive Land Use Plans (CLUPs) and Provincial Physical Framework Plans (PPFPs) compliant to land use planning standards and guidelines											
2. Percentage of stakeholders who rated HLURB regulatory processes as satisfactory or better		90.15%	90%	90%	90%	90%	90%	90%	90%	90%	
Output Indicators											
1. Percentage of HOA applications for registration approved and registered within the prescribed period		100%	100%	90%	95%	95%	95%	95%	95%	95%	
2. Percentage of license to sell applications acted upon within the prescribed period		92%	90%	90%	90%	90%	90%	90%	90%	90%	
3. Percentage of inspections that result in issuance of notice of violation		15.57%		Not more than 37%	21%	Not more than 21%	Not more than 21%	Not more than 21%	Not more than 21%	Not more than 21%	
<b>LAND USE ADJUDICATION PROGRAM</b>											
Outcome Indicators											
1. Percentage of decisions elevated to Court of Appeals that are affirmative											
2. Percentage of stakeholders who rated HLURB adjudication processes as satisfactory or better											
Output Indicators											
1. Percentage of decisions rendered out of the total number of cases		18.18%	90%	46%	46%						
2. Percentage of decisions rendered within sixty (60) days out of the total number of cases ripe for resolution		50%	90%	70%	62%	62%	62%	62%	62%	62%	
3. Percentage of decisions rendered on HOA disputes within sixty (60) days out of the total number of HOA cases ripe for resolution		0%	90%	70%	67%	67%	67%	67%	67%	67%	

Prepared By:

In coordination with:

Approved By:

*[Signature]*  
 Dublado, Arturo  
 Planning Services Head / Planning Officer  
 Date: 28/Nov/2018

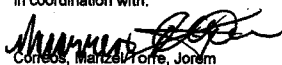
*[Signature]*  
 Correos, Marizel Torre, Jorem  
 Financial Services Head / Budget Officer  
 Date: 28/Nov/2018


*[Signature]*  
 Lao, Lloyd Christopher  
 Agency Head / Department Secretary  
 Date: 28/Nov/2018


FY 2019 PHYSICAL PLAN

Department: Other Executive Offices  
 Agency: Housing and Land Use Regulatory Board  
 Operating Unit: Western Visayas Region  
 Organization Code (UACS): 2.60121E+11  
 Report Status: SUBMITTED

Particulars	UACS CODE	Current Year's Accomplishment			Physical Target (Budget Year)				Variance	Remarks	
		Actual Jan.1-Sept.30	Estimate Oct.1-Dec.30	Total 5=3+4	Total 6=7+8+9+10	1st Quarter 7	2nd Quarter 8	3rd Quarter 9			4th Quarter 10
Part A											
1. Organizational Outcome											
OO : Rational use of land and orderly development of communities improved	3.101E+14										
LAND USE REGULATORY PROGRAM											
Outcome Indicators											
1. Number and percentage of reviewed Comprehensive Land Use Plans (CLUPs) and Provincial Physical Framework Plans (PPFPs) compliant to land use planning standards and guidelines											
2. Percentage of stakeholders who rated HLURB regulatory processes as satisfactory or better		92.85%	90%	90%	90%	90%	90%	90%	90%		
Output Indicators											
1. Percentage of HOA applications for registration approved and registered within the prescribed period		100%	100%	90%	95%	95%	95%	95%	95%		
2. Percentage of license to sell applications acted upon within the prescribed period		100%	100%	90%	90%	90%	90%	90%	90%		
3. Percentage of inspections that result in issuance of notice of violation		5.95%		Not more than 37%	21%	Not more than 21%	Not more than 21%	Not more than 21%	Not more than 21%		
LAND USE ADJUDICATION PROGRAM											
Outcome Indicators											
1. Percentage of decisions elevated to Court of Appeals that are affirmative											
2. Percentage of stakeholders who rated HLURB adjudication processes as satisfactory or better											
Output Indicators											
1. Percentage of decisions rendered out of the total number of cases		53.80%	90%	46%	46%						
2. Percentage of decisions rendered within sixty (60) days out of the total number of cases ripe for resolution		61.53%	90%	70%	62%	62%	62%	62%	62%		
3. Percentage of decisions rendered on HOA disputes within sixty (60) days out of the total number of HOA cases ripe for resolution		50%	90%	70%	67%	67%	67%	67%	67%		

Prepared By:   
 Dublado, Arturo  
 Planning Services Head / Planning Officer  
 Date: 28/Nov/2018

In coordination with:  
  
 Cortes, Maribel Joreen  
 Financial Services Head / Budget Officer  
 Date: 28/Nov/2018

Approved By:   
 Lao, Lloyd Christopher  
 Agency Head / Department Secretary  
 Date: 28/Nov/2018

FY 2019 PHYSICAL PLAN

Department: Other Executive Offices  
 Agency: Housing and Land Use Regulatory Board  
 Operating Unit: Central Visayas Region (Regions VII and VIII)  
 Organization Code (UACS): 2.60121E+11  
 Report Status: SUBMITTED

Particulars	UACS CODE	Current Year's Accomplishment			Physical Target (Budget Year)				Variance	Remarks	
		Actual Jan.1-Sept.30	Estimate Oct.1-Dec.30	Total 5=3+4	Total 6=7+8+9+10	1st Quarter	2nd Quarter	3rd Quarter			4th Quarter
1	2	3	4	5=3+4	6=7+8+9+10	7	8	9	10	11=6-5	12
Part A											
1. Organizational Outcome											
OO : Rational use of land and orderly development of communities improved	3.101E+14										
LAND USE REGULATORY PROGRAM											
Outcome Indicators											
1. Number and percentage of reviewed Comprehensive Land Use Plans (CLUPs) and Provincial Physical Framework Plans (PPFPs) compliant to land use planning standards and guidelines											
2. Percentage of stakeholders who rated HLURB regulatory processes as satisfactory or better		97.17%	90%	90%	90%	90%	90%	90%	90%		
Output Indicators											
1. Percentage of HOA applications for registration approved and registered within the prescribed period		100%	100%	90%	95%	95%	95%	95%	95%		
2. Percentage of license to sell applications acted upon within the prescribed period		86.60%	90%	90%	90%	90%	90%	90%	90%		
3. Percentage of inspections that result in issuance of notice of violation		29.05%		Not more than 37%	21%	Not more than 21%	Not more than 21%	Not more than 21%	Not more than 21%		
LAND USE ADJUDICATION PROGRAM											
Outcome Indicators											
1. Percentage of decisions elevated to Court of Appeals that are affirmative											
2. Percentage of stakeholders who rated HLURB adjudication processes as satisfactory or better											
Output Indicators											
1. Percentage of decisions rendered out of the total number of cases		59%	90%	46%	46%						
2. Percentage of decisions rendered within sixty (60) days out of the total number of cases ripe for resolution		0%	90%	70%	62%	62%	62%	62%	62%		
3. Percentage of decisions rendered on HOA disputes within sixty (60) days out of the total number of HOA cases ripe for resolution		0%	90%	70%	67%	67%	67%	67%	67%		

Prepared By:

*[Signature]*  
 Dublado, Arturo  
 Planning Services Head / Planning Officer  
 Date: 28/Nov/2018

In coordination with:

*[Signature]*  
 Correos, Marizel/Torre, Jorem  
 Financial Services Head / Budget Officer  
 Date: 28/Nov/2018

Approved By:

*[Signature]*  
 Lao, Lloyd Christopher  
 Agency Head / Department Secretary  
 Date: 28/Nov/2018



FY 2019 PHYSICAL PLAN

Department: Other Executive Offices  
 Agency: Housing and Land Use Regulatory Board  
 Operating Unit: Northern Mindanao Region (Regions IX, X and XIII)  
 Organization Code (UACS): 2.60121E+11  
 Report Status: SUBMITTED

Particulars	UACS CODE	Current Year's Accomplishment			Physical Target (Budget Year)					Variance	Remarks
		Actual Jan.1-Sept.30	Estimate Oct.1-Dec.30	Total 5=3+4	Total 6=7+8+9+10	1st Quarter 7	2nd Quarter 8	3rd Quarter 9	4th Quarter 10		
<b>Part A</b>											
<b>I. Organizational Outcome</b>											
OO : Rational use of land and orderly development of communities improved	3.101E+14										
<b>LAND USE REGULATORY PROGRAM</b>											
Outcome Indicators											
1. Number and percentage of reviewed Comprehensive Land Use Plans (CLUPs) and Provincial Physical Framework Plans (PPFPs) compliant to land use planning standards and guidelines											
2. Percentage of stakeholders who rated HLURB regulatory processes as satisfactory or better		98.70%	90%	90%	90%	90%	90%	90%	90%	90%	
Output Indicators											
1. Percentage of HOA applications for registration approved and registered within the prescribed period		82%	90%	90%	95%	95%	95%	95%	95%	95%	
2. Percentage of license to sell applications acted upon within the prescribed period		91.67%	90%	90%	90%	90%	90%	90%	90%	90%	
3. Percentage of inspections that result in issuance of notice of violation		7.06%		Not more than 37%	21%	Not more than 21%	Not more than 21%	Not more than 21%	Not more than 21%	Not more than 21%	
<b>LAND USE ADJUDICATION PROGRAM</b>											
Outcome Indicators											
1. Percentage of decisions elevated to Court of Appeals that are affirmative											
2. Percentage of stakeholders who rated HLURB adjudication processes as satisfactory or better											
Output Indicators											
1. Percentage of decisions rendered out of the total number of cases		83.33%	90%	46%	46%						
2. Percentage of decisions rendered within sixty (60) days out of the total number of cases ripe for resolution		22.22%	90%	70%	62%	62%	62%	62%	62%	62%	
3. Percentage of decisions rendered on HOA disputes within sixty (60) days out of the total number of HOA cases ripe for resolution		43%	90%	70%	67%	67%	67%	67%	67%	67%	

Prepared By:

Dublado, Arturo  
 Planning Services Head / Planning Officer  
 Date: 28/Nov/2018

In coordination with:

Correos, Marizel Torre, Jorem  
 Financial Services Head / Budget Officer  
 Date: 28/Nov/2018

Approved By:

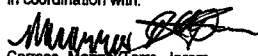
Lao, Lloyd Christopher  
 Agency Head / Department Secretary  
 Date: 28/Nov/2018


FY 2019 PHYSICAL PLAN

Department: Other Executive Offices  
 Agency: Housing and Land Use Regulatory Board  
 Operating Unit: Southern Mindanao Region (Regions XI and XII)  
 Organization Code (UACS): 2.60121E+11  
 Report Status: SUBMITTED

Particulars	UACS CODE	Current Year's Accomplishment			Physical Target (Budget Year)				Variance	Remarks	
		Actual Jan.1-Sept.30	Estimate Oct.1-Dec.30	Total 5=3+4	Total 6=7+8+9+10	1st Quarter	2nd Quarter	3rd Quarter			4th Quarter
1	2	3	4	5=3+4	6=7+8+9+10	7	8	9	10	11=6-5	12
Part A											
1. Organizational Outcome											
OO : Rational use of land and orderly development of communities improved	3.101E+14										
LAND USE REGULATORY PROGRAM											
Outcome Indicators											
1. Number and percentage of reviewed Comprehensive Land Use Plans (CLUPs) and Provincial Physical Framework Plans (PPFPs) compliant to land use planning standards and guidelines											
2. Percentage of stakeholders who rated HLURB regulatory processes as satisfactory or better		98.70%	90%	90%	90%	90%	90%	90%	90%		
Output Indicators											
1. Percentage of HOA applications for registration approved and registered within the prescribed period		56%	90%	90%	95%	95%	95%	95%	95%		
2. Percentage of license to sell applications acted upon within the prescribed period		55.26%	90%	90%	90%	90%	90%	90%	90%		
3. Percentage of inspections that result in issuance of notice of violation		0%		Not more than 37%	21%	Not more than 21%	Not more than 21%	Not more than 21%	Not more than 21%		
LAND USE ADJUDICATION PROGRAM											
Outcome Indicators											
1. Percentage of decisions elevated to Court of Appeals that are affirmative											
2. Percentage of stakeholders who rated HLURB adjudication processes as satisfactory or better											
Output Indicators											
1. Percentage of decisions rendered out of the total number of cases		48.25%	90%	46%	46%						
2. Percentage of decisions rendered within sixty (60) days out of the total number of cases ripe for resolution		2.50%	90%	70%	62%	62%	62%	62%	62%		
3. Percentage of decisions rendered on HOA disputes within sixty (60) days out of the total number of HOA cases ripe for resolution		20%	90%	70%	67%	67%	67%	67%	67%		

Prepared By:  
  
 Dublado, Arturo  
 Planning Services Head / Planning Officer  
 Date: 28/Nov/2018

In coordination with:  
  
 Correos, Marizza Torre, Jorem  
 Financial Services Head / Budget Officer  
 Date: 28/Nov/2018

Approved By:  
  
 Lao, Lloyd Christopher  
 Agency Head / Department Secretary  
 Date: 28/Nov/2018

This report was generated using the Unified Reporting System on 28/11/2018 11:54  
 BED Level: 01 - Agency Submission (MEP)