

QUARTERLY REPORT OF INCOME
For the First Quarter ending March 31, 2012

Department: OTHER EXECUTIVE OFFICES
Agency: HOUSING AND LAND USE REGULATORY BOARD
Fund: 151

BAR NO. 3


CLASSIFICATION / SOURCES OF INCOME (1)	ACTUAL INCOME COLLECTIONS FOR THE QUARTER				CUMULATIVE INCOME COLLECTIONS TO DATE (6)	CUMULATIVE INCOME DEPOSITED WITH BTR (7)	REMARKS (8)
	JANUARY (2)	FEBRUARY (3)	MARCH (4)	TOTAL (5)=(2)+(3)+(4)			
Non-tax							
PROCESSING FEES (621)	17,759,528.25	21,664,648.71	31,977,580.81	71,401,757.77	71,401,757.77	15,000,000.00	
OTHER SERVICE INCOME (628)	920,130.88	1,214,312.41	2,051,364.09	4,185,807.38	4,185,807.38	-	
FINES & PENALTIES (629)	800,566.00	10,804,898.00	1,014,246.00	12,619,710.00	12,619,710.00	-	
TOTAL	19,480,225.13	33,683,859.12	35,043,190.90	88,207,275.15	88,207,275.15	15,000,000.00	

Certified Correct:

Submitted by:

Marizel B. Correos
MARIZEL B. CORREOS
Chief Accountant/Head, Finance Division

Antonio M. Bernardo
ANTONIO M. BERNARDO
Chief Executive Officer and Commissioner



QUARTERLY REPORT OF INCOME
For the Second Quarter ending June 30, 2012

DEPARTMENT OF BUDGET & MANAGEMENT
RECEIVED
JUL 12 2012
BUDGET & MANAGEMENT OFFICE

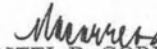
BAR NO. 3

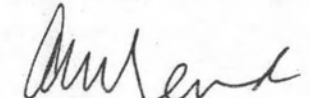
Department: OTHER EXECUTIVE OFFICES
Agency: HOUSING AND LAND USE REGULATORY BOARD
Fund: 151

CLASSIFICATION / SOURCES OF INCOME (1)	ACTUAL INCOME COLLECTIONS FOR THE QUARTER				CUMULATIVE INCOME COLLECTIONS TO DATE (6)	CUMULATIVE INCOME DEPOSITED WITH BTR (7)	REMARKS (8)
	APRIL (2)	MAY (3)	JUNE (4)	TOTAL (5)=(2)+(3)+(4)			
Non-tax							
PROCESSING FEES (621)	28,228,586.09	18,213,196.47	26,101,161.10	72,542,943.66	143,944,701.43	30,000,000.00	
OTHER SERVICE INCOME (628)	480,599.86	1,123,929.87	781,208.33	2,385,738.06	6,571,545.44	-	
FINES & PENALTIES (629)	393,500.00	741,557.00	491,754.75	1,626,811.75	14,246,521.75	-	
TOTAL	29,102,685.95	20,078,683.34	27,374,124.18	76,555,493.47	164,762,768.62	30,000,000.00	

Certified Correct:

Submitted by:


MARIZEL B. CORREOS
Chief Accountant/Head, Finance Division


ANTONIO M. BERNARDO
Chief Executive Officer and Commissioner


QUARTERLY REPORT OF INCOME
For the Third Quarter ending September 30, 2012

Department: OTHER EXECUTIVE OFFICES
Agency: HOUSING AND LAND USE REGULATORY BOARD
Fund: 151


BAR NO. 3

CLASSIFICATION / SOURCES OF INCOME (1)	ACTUAL INCOME COLLECTIONS FOR THE QUARTER				CUMULATIVE INCOME COLLECTIONS TO DATE (6)	CUMULATIVE INCOME DEPOSITED WITH BTR (7)	REMARKS (8)
	JULY (2)	AUGUST (3)	SEPTEMBER (4)	TOTAL (5)=(2)+(3)+(4)			
Non-tax							
PROCESSING FEES (621)	26,423,640.84	25,244,166.63	25,158,117.49	76,825,924.96	220,770,626.39	45,000,000.00	
OTHER SERVICE INCOME (628)	769,775.71	642,061.51	851,548.64	2,263,385.86	8,834,931.30	-	
FINES & PENALTIES (629)	3,659,019.95	2,629,953.69	2,139,802.75	8,428,776.39	22,675,298.14	-	
TOTAL	30,852,436.50	28,516,181.83	28,149,468.88	87,518,087.21	252,280,855.83	45,000,000.00	

Certified Correct:


MARIZEL B. CORREOS
Chief Accountant/Head, Finance Division

Submitted by:


ANTONIO M. BERNARDO
Chief Executive Officer and Commissioner