

QUARTERLY REPORT OF INCOME
For the Third Quarter ending September 30, 2013


Department: OTHER EXECUTIVE OFFICES
Agency: HOUSING AND LAND USE REGULATORY BOARD
Fund: 151

BAR NO. 3

CLASSIFICATION / SOURCES OF INCOME (1)	ACTUAL INCOME COLLECTIONS FOR THE QUARTER				CUMULATIVE INCOME COLLECTIONS TO DATE (6)	CUMULATIVE INCOME DEPOSITED WITH BTR (7)	REMARKS (8)
	JULY (2)	AUGUST (3)	SEPTEMBER (4)	TOTAL (5)=(2)+(3)+(4)			
Non-tax							
PROCESSING FEES (621)	24,658,906.71	20,373,698.23	28,813,029.75	73,845,634.69	207,272,213.60	60,000,000.00	
OTHER SERVICE INCOME (628)	837,710.57	7,029,743.70	2,259,263.33	10,126,717.60	18,940,718.28	-	
FINES & PENALTIES (629)	1,684,333.33	1,441,083.33	1,622,833.33	4,748,249.99	19,975,124.30	-	
TOTAL	27,180,950.61	28,844,525.26	32,695,126.41	88,720,602.28	246,188,056.18	60,000,000.00	

Certified Correct:

Submitted by:


MARIZEL B. CORREOS
Chief Accountant/Head, Finance Division

ANTONIO M. BERNARDO
Chief Executive Officer and Commissioner

QUARTERLY REPORT OF INCOME
For the Second Quarter ending June 30, 2013


Department: OTHER EXECUTIVE OFFICES
Agency: HOUSING AND LAND USE REGULATORY BOARD
Fund: 151

BAR NO. 3

CLASSIFICATION / SOURCES OF INCOME (1)	ACTUAL INCOME COLLECTIONS FOR THE QUARTER				CUMULATIVE INCOME COLLECTIONS TO DATE (6)	CUMULATIVE INCOME DEPOSITED WITH BTR (7)	REMARKS (8)
	APRIL (2)	MAY (3)	JUNE (4)	TOTAL (5)=(2)+(3)+(4)			
Non-tax							
PROCESSING FEES (621)	20,707,974.24	25,760,412.18	23,735,662.80	70,204,049.22	133,426,578.91	-	
OTHER SERVICE INCOME (628)	2,327,877.31	3,138,110.37	844,972.47	6,310,960.15	8,814,000.68	-	
FINES & PENALTIES (629)	1,094,377.98	3,657,620.00	3,456,713.33	8,208,711.31	15,226,874.31	-	
TOTAL	24,130,229.53	32,556,142.55	28,037,348.60	84,723,720.68	157,467,453.90	-	

Certified Correct:

Submitted by:


MARIZEL B. CORREOS
Chief Accountant/Head, Finance Division

ANTONIO M. BERNARDO
Chief Executive Officer and Commissioner

QUARTERLY REPORT OF INCOME
For the First Quarter ending March 31, 2013


Department: OTHER EXECUTIVE OFFICES
Agency: HOUSING AND LAND USE REGULATORY BOARD
Fund: 151

BAR NO. 3

CLASSIFICATION / SOURCES OF INCOME (1)	ACTUAL INCOME COLLECTIONS FOR THE QUARTER				CUMULATIVE INCOME COLLECTIONS TO DATE (6)	CUMULATIVE INCOME DEPOSITED WITH BTR (7)	REMARKS (8)
	JANUARY (2)	FEBRUARY (3)	MARCH (4)	TOTAL (5)=(2)+(3)+(4)			
Non-tax							
PROCESSING FEES (621)	23,932,947.51	23,304,408.05	15,985,174.13	63,222,529.69	63,222,529.69	-	
OTHER SERVICE INCOME (628)	443,896.30	752,005.94	1,307,138.29	2,503,040.53	2,503,040.53	-	
FINES & PENALTIES (629)	2,219,050.00	1,173,550.00	3,625,563.00	7,018,163.00	7,018,163.00	-	
TOTAL	26,595,893.81	25,229,963.99	20,917,875.42	72,743,733.22	72,743,733.22	-	

Certified Correct:

Submitted by:


MARIZEL B. CORREOS
Chief Accountant/Head, Finance Division

ANTONIO M. BERNARDO
Chief Executive Officer and Commissioner