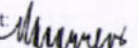

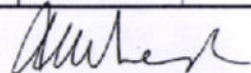


QUARTERLY REPORT OF REVENUE AND OTHER RECEIPTS
 As of the Quarter Ending December 31, 2014
 (In Pesos)

Department : OTHER EXECUTIVE OFFICES
 Agency : HOUSING AND LAND USE REGULATORY BOARD
 Operating Unit : Central Office & Regions - Consolidation
 Organization Code (UACS) : 26 012 07 00000

CLASSIFICATION / SOURCES OF REVENUE AND OTHER RECEIPTS	UACS Code	REVENUE TARGET (Annual)	ACTUAL REVENUE AND OTHER RECEIPTS COLLECTIONS					CUMULATIVE REMITTANCE /DEPOSITS TO DATE			VARIANCE		Remarks	
			1st Quarter	2nd Quarter	3rd Quarter	4th Quarter	TOTAL	Remittance to BTr	Deposited with AGDB	Total	Amount	%		
1	2	3	4	5	6	7	8=(4+5+6+7)	9	10	11=(9+10)	12=(8-3)	13 = (12 / 3)	14	
A. General Fund (formerly Fund 101)		-	-	-	61,306.00	-	61,306.00	-	-	-	61,306.00			No target set as these are not regular activities of the agency.
- NON TAX		-	-	-	-	-	-	-	-	-	-			
OTHER GAINS	4-05-01-990	-	884.42	93,000.00	-	-	93,884.42	93,884.42	-	93,884.42	93,884.42			
GAIN ON SALE OF PPE	4-05-01-040	-	154,888.88	392,088.00	316,172.27	-	863,149.15	863,149.15	-	863,149.15	863,149.15			
REFUND OF DISALLOWANCE	1-03-05-010	-	301,879.42	461,581.92	254,039.15	125,735.58	1,143,236.07	1,143,236.07	-	1,143,236.07	1,143,236.07			
Sub-total		-	457,652.72	946,669.92	631,517.42	125,735.58	2,161,575.64	2,100,269.64	-	2,100,269.64	2,161,575.64	0.00%		
B. Special Account in the General Fund (Fund 151)														No target set as these are custodial funds only.
- NON TAX														
PROCESSING FEES	4-02-01-130	236,000,000.00	65,602,618.22	73,985,456.64	85,408,328.72	75,223,465.18	300,219,868.76	262,911,117.92	37,308,750.84	300,219,868.76	64,219,868.76	27.21%		
OTHER SERVICE INCOME	4-02-01-990	30,000,000.00	4,166,884.90	5,090,226.13	9,122,366.93	2,514,466.16	20,893,944.12	20,893,944.12	-	20,893,944.12	(9,106,055.88)	-30.35%		
FINES AND PENALTIES-SERVICE INCOME	4-02-01-140	23,000,000.00	3,553,436.80	3,550,913.30	4,497,403.71	8,177,326.50	19,779,080.31	19,779,080.31	-	19,779,080.31	(3,220,919.69)	-14.00%		
OTHER GAINS	4-05-01-990	-	16.00	-	13,473.36	8,745.45	22,234.81	986.24	21,248.57	22,234.81	22,234.81	0.00%		
Sub-total		289,000,000.00	73,322,955.92	82,626,596.07	99,041,572.72	85,924,003.29	340,915,128.00	303,585,128.59	37,329,999.41	340,915,128.00	51,915,128.00	17.96%		
C. Off-Budget Accounts														
D. Custodial Funds														
TRUST LIABILITIES (CONSIGNATION)	2-04-01-010	-	3,131,579.66	2,967,174.68	3,695,716.96	1,661,178.51	11,455,649.81	2,952,623.34	8,503,026.47	11,455,649.81	11,455,649.81	0.00%		
UP Legal Research Fund	2-04-01-010 00	-	25,982.78	20,730.04	33,425.88	16,400.82	96,539.52	72,387.73	225.88	72,613.61	96,539.52	0.00%		
Sub-total		-	3,157,562.44	2,987,904.72	3,729,142.84	1,677,579.33	11,552,189.33	3,025,011.07	8,503,252.35	11,528,263.42	11,552,189.33	0.00%		
TOTAL		289,000,000.00	76,938,171.08	86,561,170.71	103,402,232.98	87,727,318.20	354,628,892.97	308,710,409.30	45,833,251.76	354,543,661.06	65,628,892.97	17.96%		

Certified Correct: 
MARIZEL B. CORREOS
 Chief Accountant
 Date: 

Approved By: 
ANTONIO M. BERNARDO
 Chief Executive Officer and Commissioner
 Date: